



90
DODGE
OMNI

DODGE





Front-wheel drive

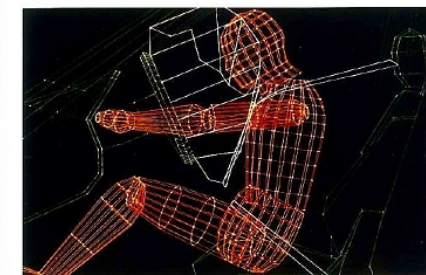
Dodge Omni.

The smart way to lower the cost of living it up!

Looking for a reliable car that's fun to drive? A subcompact that's still responsive to the needs of busy singles and families? A lively front-wheel

drive car with a hardy 2.2-liter SOHC EFI engine ready to take on any road and come out ahead in economical operation? A dependable performer with electronic ignition?

Make way for Dodge Omni (shown below in Light Spectrum Blue Clear Coat) designed and built to deliver your money's worth and more. Power-assisted front disc, rear drum brakes. A supplemental restraint system with air-bag protection built into the steering wheel. An even 33 cubic feet of cargo space with rear seatback folded. And the confidence-building 7/70 Power Train Limited Warranty.



The Allstate Safety Leadership Award was presented to Chrysler Corporation in recognition of its being the first American carmaker to provide driver-side air bags as standard equipment on all domestic built 1990 Dodge passenger cars.

Some of the equipment shown or described throughout this catalog is available at extra cost.

About this catalog. Since the time of printing, some of the information you'll find in this catalog may have been updated. Ask your dealer for details.



Dodge Omni. A value-packed success story.

Dodge Omni is a leader by design. A beautiful blend of responsive performance, economy, comfort and dependability. And only Omni gives you such a generous helping of value. It's loaded with many new standard features: A padded instrument panel with Rallye gauge cluster, featuring a 100-mph speedometer, tachometer, voltmeter and water temperature gauge, four-spoke sport steering wheel with driver-side air bag and rear outboard lap and shoulder belts for optimum passenger safety. More little things that mean a lot include redesigned climate control ducts for improved heating and/or cooling comfort, and new forward console that conveniently keeps audio system controls within easy reach. Its well-appointed interior, with reclining front bucket seats, has room for five passengers. It's shown below in Twilight Blue. Omni's standard equipment list goes on and on. A convenient luggage compartment light, a rear security shelf panel, intermittent windshield wipers and a rear window wiper/washer. And there's lots more. Dodge Omni. Roomy. Sensible and very affordable. A great American success story that's well worth considering.



All product illustrations and specifications are based upon current information at the time of publication approval. Although discrepancies are believed correct, accuracy cannot be guaranteed. Chrysler Motors reserves the right to make changes from time-to-time, without notice or obligation, in prices, specifications, colors and models, and to change or discontinue models. See your dealer for the latest information.


Exterior Colors



Ice Blue Metallic Clear Coat




Light Spectrum Blue Metallic Clear Coat



Charcoal Gray Metallic Clear Coat




Colorado Red Clear Coat



Garnet Red Metallic Clear Coat



Radiant Silver Metallic Clear Coat



Bright White Clear Coat

Due to printing limitations, the colors shown are very slightly from actual hues. See your dealer for accurate color chips. Clear Coat finish is standard on every 1990 passenger car built by Chrysler Motors.



MOPAR parts are engineered by Chrysler Motors for use in your New Dodge Omni. When replacement is necessary, be sure to specify MOPAR parts. Used by professional mechanics all over the world.

Dodge and MOPAR are registered trademarks, and Omni is a trademark of Chrysler Motors Corporation.

Standard Equipment

| |
|---|
| Dodge Omni |
| Alternator—90-ampere |
| Battery—430-ampere; maintenance-free |
| Brakes—Front disc, rear drum; power-assisted |
| Bumpers—Front and rear; bright; black protective rub strips; black bumper and extensions |
| Carpet—Passenger compartment |
| Center Console—Shift lever, rear wiper/washer switch, lighted ash tray, and cubby box |
| Corrosion Protection—Lower body protective urethane coating; extensive use of galvanized steel |
| Exhaust System—All Stainless Pentastee |
| Headlights—Halogen |
| Headliner—Cloth-covered |
| Heater and Defroster—Upper level ventilation |
| Instrument Cluster—Rallye; odometer; speedometer (100 mph, 160 kph); tachometer; trip odometer; gauges for electrical system voltage, engine coolant temperature, engine oil pressure, fuel level; warning lights for brake system, low engine oil pressure |
| Instrument Panel—Padded |
| Light—Luggage compartment |
| Light—Glove box |
| Mat—Cargo area floor; black |
| Mirror—Exterior left remote control; black |
| Mirror—Interior passenger side; view vanity |
| Mirror—Interior rearview; day/night |
| Moldings—Body-side, lipgate, belt and windshield |
| Multifunction Control Lever—Mounted on steering column; includes controls for turn signals with lane-change feature, deluxe intermittent windshield wipers/washers, headlight dimmer |
| Seat—Front; reclining bucket |
| Seat—Rear; fold-down |
| Seat Belts—Deluxe, with tension relievers and automatic retractors for front and rear outboard seats, lap belt for rear center seat; color-keyed |
| Shelf Panel—Rear; security folding-type |
| Steering—Manual; rack-and-pinion |
| Steering Wheel—Sport four-spoke; color-keyed with air bag |
| Suspension—Front: Iso-Strut, coil springs with anti-sway bar; rear: trailing arm, semi-independent with shock absorbers and coil springs |
| Tire—Spare: P165/75D13 limited service |
| Tires—P165/80R13 All-season steel-belted radial black sidewall (set of four) |
| Wheel Covers—Deluxe 13-inch (set of four) |
| Wiper/Washer—Rear window |

Standard Safety Features

- Antilock trunk lock • Brake fluid pressure loss warning light (also serves as indicator when parking brake is applied) • Combination lap-shoulder belts for the front and rear outboard seats, lap belt for rear center seat • Dual braking system with separate brake fluid reservoirs in the master cylinder • Energy-absorbing front seatbacks • Energy-absorbing instrument panel and sun visors • Energy-absorbing steering column and steering wheel • Fade-resistant front vented disc brakes • Front seat head restraints • Hazard-warning flasher system • Ignition and steering column lock • Impact-actuated fuel supply shutdown relay • Key-high-ignition warning • Lifegate-gear warning light • Safety-Rim wheels • Seat belt reminder system • Seatback safety latches • Side door beams • Supplemental center high-mounted stoplight • Driver-side air bag and knee bolsters

Dimensions, Weight, and Capacity

Model: 163.2" Length; 66.8" Width; 53.0" Wheelbase; 9.1" Turning Diameter (curb-to-curb); 35.5" left, 37.5" right; Curb Weight (est): 2,299 lb; Cargo Capacity: with rear seatback raised, 15.6 cu ft; with rear seatback lowered, 33.07 cu ft; Passenger Capacity: 5; Fuel Capacity: 13 gal.
 *With standard seats. *With Transaxle Discount Package, 36.6

Power Train Chari'

| Type | Displacement | Bore and Stroke | Compression Ratio | Horsepower SAE Net @ RPM | Torque @ RPM | Transaxle Availability |
|--------------------------------|------------------------|------------------|-------------------|-----------------------------|----------------------|---|
| Std: 4-cylinder SOHC EFI | 2.2-liter (135 CID) | 3.44" x 3.62" | 9.5:1 | 93 hp @ 4,800 | 122 lb-ft @ 3,200 | Std: close-ratio 5-speed overdrive manual (2.55 OTGR) Opt: close-ratio 3-speed automatic (2.78 OTGR) |

OTGR—Overall top gear ratio.

*Emissions controls and testing required of extra cost on all vehicles registered in California; not available otherwise.

Dodge Omni

| Color Combinations | | Omni | Interior Trim |
|-----------------------------|-----|------|----------------------------------|
| Exterior Paint Color | | | |
| Garnet Red Clear Coat | PR9 | x | Crimson Red |
| Colorado Red Clear Coat | PEH | x | Crimson Red Silver |
| LI Spectrum Blue Clear Coat | PB2 | x | Twilight Blue |
| Ice Blue Clear Coat | PB1 | x | Twilight Blue |
| Charcoal Clear Coat | PA7 | x | Silver |
| Radiant Silver Clear Coat | PA1 | x | Crimson Red Silver |
| Bright White Clear Coat | PW7 | x | Crimson Red Twilight Blue Silver |

Optional Packages

Certain models, packages, and options are subject to specific restrictions, requirements, or late availability. See your dealer for latest ordering information.

BASIC PACKAGE

Automatic transaxle with lockup torque converter and power-assisted steering.

MANUAL TRANSAXLE DISCOUNT PACKAGE

AM stereo*/FM stereo radio; electronically tuned, with Dynamic Noise Reduction¹ and integral digital clock (can be upgraded); cargo compartment dress-up including carpet for cargo area floor, lower deck trim panel; high-back cloth with vinyl trim sport bucket seats; power-assisted steering; dual outside remote mirrors; 13" Rallye wheels with bright trim rings, center hubs, and lug nuts (set of 4); front and rear floor mats.

AUTOMATIC TRANSAXLE DISCOUNT PACKAGE

AM stereo*/FM stereo radio with Dynamic Noise Reduction¹ and integral digital clock (can be upgraded); automatic transaxle; cargo compartment dress-up including carpet for cargo area floor, lower deck trim panel; high-back cloth with vinyl trim sport bucket seats; power-assisted steering; dual outside remote mirrors; 13" Rallye wheels with bright trim rings, center hubs, and lug nuts (set of 4); front and rear floor mats.

OPTIONAL EQUIPMENT

- Air conditioning (requires conventional spare tire and tinted glass) • Manual or Automatic Transaxle Discount Package required • Electric rear window defroster² • Emissions controls and testing (required of extra cost on all vehicles registered in California; not available otherwise) • AM stereo³/FM stereo radio; electronically tuned; with Dynamic Noise Reduction¹; cassette tape player with automatic reverse and Chrysler two-speaker system; integral digital clock (Manual or Automatic Transaxle Discount Package required) • Conventional spare tire • Tinted glass • White sidewall tires.

¹Some AM stereo broadcasting may not be compatible with this radio.

²Dynamic Noise Reduction (DNR) is a trademark of National Semiconductor Corporation.

³There are special engine cooling requirements for field-installed air conditioning. Failure to follow these requirements may voidable warranty. See your dealer for details.

⁴Required on all vehicles registered in the state of New York.

Form No. 81-205-259 8/88(200M) Lillo in U.S.A.

Interior Trim

Standard on Omni. Embassy cloth with vinyl trim low-back seats. Available in Twilight Blue, Crimson Red, Silver.



Optional on Omni.

Gilson cloth with vinyl trim high-back bucket seats. Available in Twilight Blue, Crimson Red, Silver.



770 Power Train Limited Warranty

Upon expiration of the basic 12-month or 12,000-mile limited warranty, coverage is extended on power train components to seven years or 70,000 miles. A deductible applies. See your dealer for a copy of the warranty.

7/100 Anticorrosion Limited Warranty

Your dealer will repair or replace at no charge outer body sheet metal panels found to have developed perforation (rust-through) in normal use up to seven years or 100,000 miles. See your dealer for a copy of the limited warranty.

Optional Service Contract Coverage

Chrysler Motors offers a variety of plans to meet your needs. Plan coverage begins after your vehicle's basic warranty expires. A deductible applies. Allowances for car rental and towing are also included.

Chrysler Credit Financing

Special finance and leasing programs are designed to meet the needs of today's automotive buyer. They include Gold Key Lease, America's Choice Payment Plan, College Graduate Plans, Retail Financing, and more. Ask your salesperson for details.

Consumer Leasing

Leasing a new Dodge Omni usually involves a small security deposit and a first month's lease payment. Monthly payments are usually less than financing a new car purchase. Ask your dealer for details.

Chrysler Purchase Assistance Program for the Physically Challenged

Cash reimbursements of up to \$500 are available for qualified adaptive driving devices on 1990 Chrysler Motors cars and trucks. For further information, contact your dealer or the PHYSICALLY CHALLENGED RESOURCE CENTER at 1-800-255-9877.

Buckle Up For Safety.

