

# PLYMOUTH RELIANT

1 9 8 5



MATCH IT. (IF YOU CAN!)



About this catalog: We have tried to make this catalog as complete as possible, and we hope you find it useful. However, since the time of printing, some of the information you will find here may have been updated. Your dealer has details, and you should ask him for current information before ordering.

Some of the equipment shown or described throughout this catalog is available at extra cost.





## New Style For America's Favorite Family Mover

Here's the excitement. The newly restyled 1985 Plymouth Reliant. America's favorite family transportation now has a clean, contemporary new look as well as dependable front-wheel drive and six-passenger seating. Reliant comes in eight different models and three price classes so you're sure to find one to suit your taste and your budget.

The refined luxury of Reliant LE is inescapable. It is our finest Reliant, available in two- and four-door models with a high level of standard equipment and plush interior features that make driving feel good again.

The luxury touch is everywhere about the Reliant LE. Inside you'll find deluxe intermittent windshield wipers, the added quiet of special sound insulation, and the convenience of a passenger side visor vanity mirror with map/reading light.

Feel the comfort of the standard cloth-and-vinyl bench seat with center armrest, and notice the attractive cloth door trim panels. Check over the new redesigned instrument panel. Then click on the available electronically tuned AM/FM stereo radio with its integral digital clock, and move out in style.

Once you see and drive the 1985 Plymouth Reliant LE, you'll want to check out the money-saving Optional Equipment Discount Packages available to add even greater luxury and value (see page 15).

This year, America's favorite family transportation has a luxurious new style. You deserve this much car. The 1985 Plymouth Reliant LE.

**A. and C. Reliant LE four-door** with standard 15-inch luxury wheel covers and whitewall tires, shown in Ice Blue Crystal Coat.

**B. Reliant LE two-door** with optional 14-inch cast aluminum road wheels, shown in Gunmetal Blue Pearl Coat.









### Value and Good Looks, Together Again.

Comfort and affordability come together beautifully in the 1985 Plymouth Reliant SE. Here's an all-American family machine, available in two- and four-door models, complete with six-passenger comfort and a sizeable 15-cubic-foot trunk. Reliant SE's dramatic new Eurostyling is clean, understated and very attractive.

For great savings you'll want to check the Reliant's Optional Equipment Discount Packages on page 15. When it comes to value, Reliant SE goes to the head of its class.

**A. Left: Reliant SE two-door** with available 14-inch deluxe wheel covers and whitewall tires, shown in Radiant Silver Crystal Coat. **Right: Reliant SE four-door** with standard deluxe 15-inch wheel covers and whitewall tires, shown in Garnet Red Pearl Coat.

**B. Reliant SE interior** with standard cloth bench seat and fold-down center armrest, shown in Silver.









## C'mon inside and Enjoy.

Human engineering has firmly established the 1985 Plymouth Reliant LE as a roomy, comfortable, practical six-passenger car. Every aspect of the redesigned instrument panel, seats and other interior appointments has been designed and tested by teams of engineers using the latest computer technology. All with just one goal—to make every drive a joy for driver and passengers alike.

Reliant LE boasts a supple cloth-and-vinyl bench seat with adjustable head restraints, a fold-down center armrest, matching cloth door trim panels, and a luxury two-spoke steering wheel as standard equipment.

The 1985 Reliant's new instrument panel is topped with soft, padded vinyl and gives you the gauges you need to monitor every function, including fuel level, engine coolant temperature, and voltage; a trip odometer, and a new fuel economy shift indicator light (with manual transaxle).

Reliant LE has handy storage pockets mounted in both front door panels. For even more storage, consider the available full-length console with your choice of cup and coin holder or cassette storage, included with optional front bucket seats.

An electronically tuned AM radio with integral digital clock is also standard, along with intermittent windshield wipers and a locking glove box. In short, the new 1985 Reliants are loaded with the kind of creature comforts that deliver years of happy motoring.

**A. Reliant LE two-door interior** with optional cloth-and-vinyl bucket seats and center console, shown in Charcoal and Silver.

**B. Reliant LE four-door interior** with optional cloth-and-vinyl front bench seat and center armrest, shown in Blue.

**C. Reliant LE padded instrument panel** with standard AM radio, shown in Blue.



PLYMOUTH RELIANT WAGONS







### The Room You Need In A Wagon You'll Love

The 1985 Plymouth Reliant LE and SE wagons offer all the six-passenger comfort you need, with clean new styling and 34.4 cubic feet of cargo space (67.7 cubic feet with the rear seat in the fold-down position).

Both Reliant wagons offer the comfort and driving ease of cloth-and-vinyl center armrest bench seats with adjustable head restraints, attractive cloth door trim panels, electronically tuned AM radio with integral digital clock, passenger side visor vanity mirror with map/reading light, left remote control outside mirror, deluxe intermittent windshield wipers, a liftgate ajar warning light, luxury wheel covers, and bright liftgate glass moldings, all standard equipment.

Reliant LE wagon comes with power rack-and-pinion steering, attractive bodyside/liftgate wood-grain applique, dual remote control outside mirrors (black), and a rear tonneau cover to keep your cargo securely out of sight.

Reliant wagons are a practical investment in enjoyable driving, with all the cargo and passenger space you need for vacations, outings and hauling the gang around town. Check out the excellent added value of Plymouth's Optional Equipment Discount Packages on page 15 for big savings on the most popular Reliant options.



**A. Reliant SE wagon** with standard 15-inch luxury wheel covers and whitewall tires, shown in Radiant Silver Metallic Crystal Coat.

**B. Reliant LE wagon** with 15-inch standard luxury wheel covers and a wide hatch that allows easy loading, shown in Gold Dust Metallic Crystal Coat.

**C. Reliant LE wagon interior** with cloth bench seat and center armrest, shown in Tan.

**D. Reliant LE wagon** with optional roof luggage rack and rear window wiper/washer/defroster, shown in Gold Dust Metallic Crystal Coat.









## Clean New Styling Meets Uncommon American Value.

Plymouth Reliant is the six-passenger car that redefined American automotive value. This year the new, contemporary styling of the 1985 Reliant sets a standard by which other cars will be measured.

If you're comparison shopping, try and match the 1985 Reliant's incredible standard equipment list. Reliant is loaded, with front-wheel drive, rack-and-pinion steering, and dual-path Iso-Strut front suspension to tame the road. But there's much more.

Also standard are power brakes, a 2.2-liter Trans-4 engine with electronic ignition and computer combustion control, and a four-speed overdrive manual transaxle—and we're not finished yet.

Inside Reliant there's a deluxe two-spoke steering wheel, vinyl bench seats with adjustable head restraints, full carpeting, vinyl door trim panels, front door storage pockets, inside hood release, and more.

Reliant's padded instrument panel includes a new shift indicator light (with manual transaxle), parking brake warning light, oil pressure warning light, trip odometer, and gauges for fuel, engine coolant temperature and voltage.

Have we left anything out? Yes, there's more standard equipment (see page 14 for a complete list) and new Optional Equipment Discount Packages (on page 15) for even more savings.

But what makes the 1985 Reliant worth even more is the peace of mind you get with Chrysler Corporation's unique 5/50 Protection Plan\* Match it. (If you can!)

\*This is a limited warranty covering engine, power train components and outer body panel rust-through. See back cover for details.

**A. Reliant two-door** with optional 15-inch luxury wheel covers and whitewall tires, shown in Cream Crystal Coat.

**B. Reliant four-door** with optional 15-inch deluxe wheel covers and whitewall tires, shown in Mink Brown Pearl Coat.

**C. Reliant two-door interior** with vinyl bench seat, shown in Tan.



Make your great new Reliant even better and add extra resale value with the many comfort and convenience options available. You'll also want to check page 15 for money-saving Optional Equipment Discount Packages.

Additional options\* for the 1985 Plymouth Reliant include



**A. Air Conditioning\*** with bi-level ventilation for an adjustable, consistent flow of cool, clean air for even-temperature comfort.

**B. Tilt-Steering Column** adjusts to your personal preference for less driver fatigue, greater comfort at the wheel.



**C. Premium AM Stereo<sup>†</sup>/FM Stereo Radio** includes electronic tuning, Seek-and-Scan, cassette player with automatic reverse, Dynamic Noise Reduction (DNR), four-speaker sound, and integral digital clock.

**D. Three-Speed TorqueFlite Automatic Transaxle.** (Floor-mounted shifter with console when ordered with bucket seats; column-mounted shift lever with standard bench seats.) **Full-length console** includes cup holder and coin holder for cassette storage if ordered with optional cassette-player-equipped sound system.



**E. Black Outside Left and Right Remote Control Exterior Mirrors** for excellent driver vision (standard on Reliant LE wagon).

**F. Automatic Speed Control** makes highway driving easy and can save fuel on long trips. Controls are conveniently mounted on the standard steering column multifunction control lever (deluxe windshield wipers required at extra cost on base Reliant).



**G. Wheel Covers and Wheels** include your choice of (G-1) standard 13-inch wheels with hubcaps; (G-2) 14-inch cast aluminum road wheels; (G-3) deluxe 14-inch wheel covers, included in 14-inch tire option; (G-4) luxury 13-inch wheel covers; (G-5) 13-inch styled steel road wheels; and (G-6) deluxe 13-inch wheel covers. (For specific wheel availability on each Reliant model, see page 15.)



\*Certain models, packages, and options are subject to specific restrictions, requirements, and late availability. Consult your dealer for current ordering information.  
<sup>†</sup>There are special engine cooling requirements for field-installed air conditioning. Failure to follow these requirements may invalidate warranty. See your dealer for details.  
 †Limited AM stereo reception may be experienced in some areas because some AM stereo broadcasting is not compatible with the radio's reception capabilities.  
 †Trademark of National Semiconductor Corporation.




We at Plymouth are justifiably proud of the quality in the more than one million K Cars on the road today. That's Chrysler Corporation engineered-in quality. The completely restyled 1985 Plymouth Reliant is the result of Computer-Aided Design (CAD) and Computer-Aided Manufacturing (CAM) that are at the leading edge of automotive science.

Front-wheel drive has helped create lighter, more compact, vehicles. That's why the trim new Reliant can carry six passengers in comfort and still have a generous 15 cubic feet of trunk space.

The smooth, clean exterior look of the new Reliant provides more than just beauty. Thanks to many hours of wind tunnel testing, the car's shape slices the wind more efficiently than ever before. The mileage and drivability gains and lower wind noise are proof that form and function have met on new ground, at Plymouth.

This is the most comprehensively rust-protected Reliant ever, with more corrosion-resistant galvanized steel and a new aperture construction method that uses fewer, larger body parts for fewer welds and crevices where rust can begin.

Reliant's paint preparation



includes a seven-step dip-and-spray process, followed by a coating of chip-resistant urethane plastic to lower body sides. After the acrylic paint is applied, every Reliant receives an application of clear Crystal Coat for protection and extra shine. The care, engineering and technology all add up to Plymouth Reliant for 1985, the value leader in American family transportation.





**STANDARD AND OPTIONAL EQUIPMENT**

	Reliant	Reliant SE	Reliant LE	Reliant SE Wagon	Reliant LE Wagon
<b>Air Conditioning</b> —Manual bi-level tinted glass required, power steering required at extra cost with 2.6-liter engine	E	E	E	E	E
<b>Alternator</b> —60-ampere	S	S	S	S	S
<b>Armrest</b> —Door, with integral pull handles	S	S	S	S	S
<b>Ash Receivers</b> —One front, two rear	S	S	S	S	S
<b>Battery</b> —35-ampere, maintenance-free	S	S	S	S	S
<b>Battery</b> —50-ampere, maintenance-free, heavy-duty	E	E	E	E	E
<b>Battery Test Indicator</b> —Integral with all batteries	S	S	S	S	S
<b>Brakes</b> —Power, dual diagonal disc front, self-adjusting drum rear	S	S	S	S	S
<b>Bumper Guards</b> —Front and rear, black	E	E	E	E	E
<b>Bumpers</b> —Energy absorbing, with color-keyed soft fascia and bumper protective rub strips	S	S	S	S	S
<b>Carpeting</b> —Cargo compartment	NA	NA	NA	S	S
<b>Carpeting</b> —Passenger compartment	S	S	S	S	S
<b>Carpeting</b> —Trunk, well floor	S	S	S	NA	NA
<b>Cigar Lighter</b>	S	S	S	S	S
<b>Clock</b> —Electronic digital, integral with all radios	E	E	E	S	S
<b>Clutch</b> —With automatic free-play adjuster, self-adjusting linkage	S	S	S	S	S
<b>Coat Hooks</b>	S	S	S	S	S
<b>Console</b> —Front, full length (included with optional bucket seats, not available otherwise)	NA	P	P	P	P
<b>Coilant Overflow Reservoir</b>	S	S	S	S	S
<b>Corrosion Protection</b> —Extensive use of galvanized steel, chip-resistant urethane coating on lower body	S	S	S	S	S
<b>Defroster</b> —Rear window, electric (required on all sedans registered in New York state); includes 70-ampere alternator and tinted rear window	E	E	E	E	E
<b>Door Check</b> —Rear	S	S	S	S	S
<b>Door Release Handle</b> —Interior, easy open, with integral rocker-type lock/unlock system	S	S	S	S	S
<b>Emissions Control and Testing</b> —California (required on all vehicles registered in California, not available otherwise)	E	E	E	E	E
<b>Engine Cooling</b> —Maximum (not available with air conditioning)	E	E	E	E	E
<b>Engines</b> —See Engine Chart					
<b>Front Wheel Drive</b>	S	E	S	S	E
<b>Fuel Tank</b> —14-gallon, with curbside fuel filler door and fuel cap tether	S	E	S	S	S
<b>Gauges</b> —Fuel, engine coolant temperature, voltage, low oil pressure warning light, trip odometer	S	S	S	S	S
<b>Glass</b> —Tinted, all windows (required with air conditioning)	E	E	E	E	E
<b>Grille</b> —With center Pontiac® (bright and black)	S	S	S	S	S
<b>Head Restraints</b> —Right and left, adjustable	S	S	S	S	S
<b>Headlamp Bezels</b> —Argent and bright	S	S	S	S	S
<b>Headlamps</b> —Halogen	S	S	S	S	S
<b>Headliner</b> —Cloth-covered, color-keyed	S	S	S	S	S
<b>Heater and Defroster</b> —Three-mode, upper level ventilation, center and right Ram Air outlets	S	S	S	S	S
<b>Hood</b> —Counterbalanced	S	S	S	S	S
<b>Hood Release</b> —Inside	S	S	S	S	S
<b>Horn</b> —Single	S	S	NA	NA	NA
<b>Horns</b> —Dual	NA	NA	S	S	S
<b>Instrument Panel</b> —Lower bezel, black	S	NA	NA	NA	NA
<b>Instrument Panel</b> —Lower bezel, woodtone	NA	S	NA	NA	NA
<b>Instrument Panel</b> —Soft top cover and pad	S	S	S	S	S
<b>Instrument Panel</b> —Upper and lower bezels, woodtone	NA	NA	S	S	S
<b>Instrument Panel</b> —Upper bezel, black	S	S	NA	NA	NA
<b>Insulation</b> —Hood pad	S	S	S	S	S
<b>Insulation</b> —Special sound	E	E	S	S	S

**STANDARD AND OPTIONAL EQUIPMENT (CONT.)**

	Reliant	Reliant SE	Reliant LE	Reliant SE Wagon	Reliant LE Wagon
<b>Latches</b> —Door, shielded to minimize freezing	S	S	S	S	S
<b>License Plate Bracket</b> —Front	NC	NC	NC	NC	NC
<b>License Plate Pocket</b> —Rear, bright	NA	NA	NA	S	NA
<b>Liftgate Handle</b> —With Plymouth identification, bright	NA	NA	NA	S	S
<b>Light</b> —Cargo space, liftgate gear warning	NA	NA	NA	S	E
<b>Light</b> —Trunk	P	P	E	NA	NA
<b>Lights</b> —Backup, dome, front door dome light switches, parking brake warning, shift indicator light (manual transmission only), side marker with reflectors, headlight/dome switch	S	S	S	S	S
<b>Lights</b> —Glove box, map/reading, rear door dome light switches	P	P	S	S	S
<b>Lock</b> —Glove box	S	S	S	S	S
<b>Luggage Rack</b> —Roof-mounted	NA	NA	NA	E	E
<b>Map Pockets</b> —Front doors, carpet covered	S	S	S	S	S
<b>Mat</b> —Front and rear floor, color-keyed	E	E	E	E	E
<b>Mirror</b> —Exterior, left manual, black	S	S	NA	NA	NA
<b>Mirror</b> —Exterior, left remote control, black	NA	E	S	S	NA
<b>Mirror</b> —Exterior, left remote control, chrome	E	NA	NA	NA	NA
<b>Mirror</b> —Interior, passenger side view vanity	S	S	NA	NA	NA
<b>Mirror</b> —Interior, passenger side view vanity, with map-mirror light	P	P	S	S	S
<b>Mirror</b> —Interior, rearview, day/night	S	S	S	S	S
<b>Mirrors</b> —Exterior, dual remote control, black	E	E	E	E	S
<b>Molding</b> —Backlight, bright	S	S	S	NA	NA
<b>Molding</b> —Bootside, narrow, black	S	S	NA	NA	NA
<b>Molding</b> —Bootside bumper rub strip extensions, black with bright insert and argent stripe front and rear (bright rear insert not available on wagon)	NA	S	S	S	S
<b>Molding</b> —Bootside, wide, black with argent stripe	NA	NA	S	S	S
<b>Molding</b> —Liftgate glass, bright	NA	NA	NA	S	S
<b>Molding</b> —Sil, black	E	E	S	E	E
<b>Molding</b> —Windshield, bright	S	S	S	S	S
<b>Moldings</b> —Belt, C pillar, drip rail/A pillar, black and bright	NA	S	S	S	S
<b>Moldings</b> —Bootside bumper strip extension, front and rear black; drip rail/A pillar, bright, quarter window (two door), bright and black	S	NA	NA	NA	NA
<b>Multifunction Steering Column Lever</b> —Includes controls for windshield wiper/washer, headlamp dimmer, turn signals, lane-change feature, and optical horn feature	S	S	S	S	S
<b>Paint</b> —Upper door frames, black	NA	S	S	S	S
<b>Parking Brake</b> —Foot pedal	S	S	S	S	S
<b>Power</b> —Door locks (dual outside remote control mirrors required)	NA	E	E	E	E
<b>Power</b> —Steering, rack and pinion (required with air conditioning in combination with 2.6-liter engine)	E	E	E	E	E
<b>Power</b> —Windows (dual outside remote control mirrors required)	NA	E	E	E	E
<b>Quarter Window</b> —Modular, black, with bright and black moldings and window louvers (two door only)	NA	S	S	NA	NA
<b>Radio</b> —AM, electronic tuning, integral digital clock	E	S	S	S	S
<b>Radio</b> —AM/FM stereo, electronic tuning, four-speaker sound, integral digital clock	E	E	E	E	E
<b>Radio</b> —AM stereo/FM stereo, premium, electronic tuning, Seek and Scan, cassette player with automatic reverse, Dynamic Noise Reduction (DNR), four-speaker sound, integral digital clock	NA	E	E	E	E
<b>Seat Belts</b> —Unibelt, with torsion reliever and automatic release, color-keyed	S	S	S	S	S
<b>Speed Control</b> —Automatic, (defuse intermittent windshield wipers required at extra cost on base Reliant)	E	E	E	E	E
<b>Steering</b> —Manual, rack and pinion	S	S	S	S	NA
<b>Steering</b> —Power, rack and pinion	E	E	E	E	S
<b>Steering Column</b> —Tilt (defuse intermittent windshield wipers required at extra cost on base Reliant)	E	E	E	E	E



**STANDARD AND**
**OPTIONAL EQUIPMENT (CONT.)**

	Delia	Delia SE	Delia LE	Delia SE Wagon	Delia LE Wagon
<b>Steering Wheel</b> -Delia, two-spoke	S	S	NA	NA	NA
<b>Steering Wheel</b> -Luxury Delia, two-spoke	NA	NA	S	S	S
<b>Suspension</b> -Front dual-path Iso Strut with coil springs around the shock absorbers, radius arm/wheel bar, rear beam axle with trailing-arm and track bar coil springs and shock absorbers	S	S	S	S	S
<b>Suspension</b> -Rear dual heavy-duty springs front and rear, gas-charged front strut and rear shock absorbers	E	E	E	E	E
<b>Tire Steer</b> -Delia/SE	E	E	E	E	NA
<b>Tire</b> -Solid, compact, high pressure, EDW mileage	S	S	S	S	S
<b>Tire</b> -Solid, conventional	E	E	E	E	E
<b>Tire Tread Life Wear Indicator</b>	S	S	S	S	S
<b>Tires</b> -P175-60R13 (steel belted radial black sidewall)	S	E	S	S	S
<b>Tires</b> -P175-60R13 (steel belted radial narrow white sidewall)	E	E	E	E	E
<b>Tires</b> -P185-70R14 steel belted radial black sidewall	NA	E	E	E	E
<b>Tires</b> -P185-70R14 steel belted radial narrow white sidewall	NA	E	E	E	E
<b>Transaxle</b> -Delia	NA	NA	NA	NA	S
<b>Transaxle</b> -Delia Transaxle (Delia)					
<b>Trunk</b> -Bent-up	NA	E	S	NA	NA
<b>Undercoating</b>	E	E	E	E	E
<b>Wheel Covers</b> -Delia, 13-inch set of four	E	S	NA	NA	NA
<b>Wheel Covers</b> -Luxury, 13-inch set of four	E	E	S	S	S
<b>Wheel Trim</b> -Hubcaps (13-inch wheels, only set of four)	S	NA	NA	NA	NA
<b>Wheels</b> -Delia, 13-inch set of four (included when 13-inch tire is ordered)	NA	NC	NC	NC	NC
<b>Wheels</b> -Road, 13-inch, styled steel with cover centers and trim (included set of four)	E	E	E	E	E
<b>Wheels</b> -Road, 13-inch, styled cast aluminum set of four (14-inch tires required)	NA	E	E	E	E
<b>Windshield Wipers</b> -Delia, with intermittent wipe	E	S	S	S	S
<b>Windshield Wipers</b> -Two-speed, with electric washers	S	NA	NA	NA	NA
<b>Wiper/Washer System</b> -Intermittent	NA	NA	NA	E	E
<b>Woodgrain Appearance</b> -Rods/door-trim	NA	NA	NA	NA	E

S-Standard; E-Electrical; NA-not available; E-Equipment only; NC-not extra charge

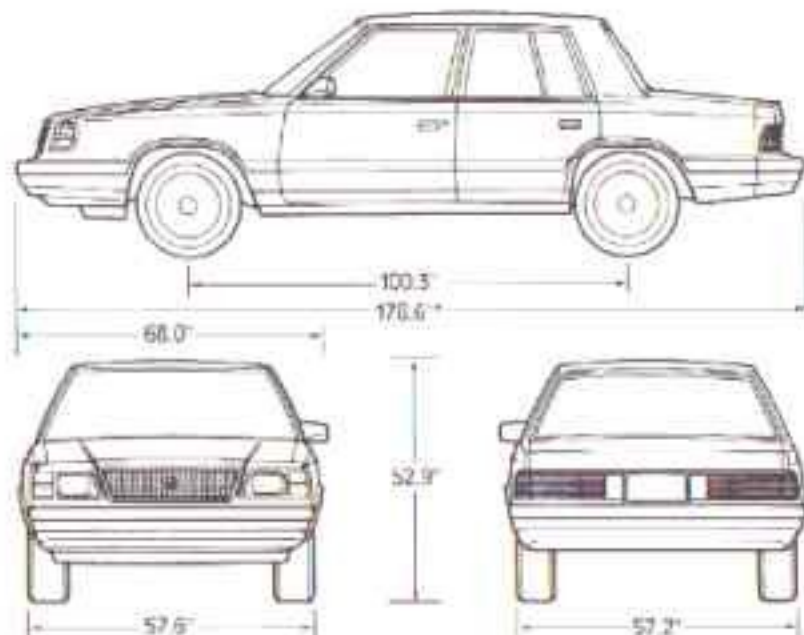
\*To see the complete equipment requirements for each model or to determine if a feature is available, please refer to the equipment list for each model. †Standard AM/FM stereo radio package is required in some areas. Please refer to the radio equipment section. ‡License holder must use a holder in the weight column with this book. ††Delia bumper cover is available in chrome or optional semi-conductor Corporation. †††Fourteen-inch deluxe wheel covers included.

**STANDARD SAFETY FEATURES**

• Anti-theft trunk lock • Backup lights • Brake fluid pressure loss warning light • Gas service indicator when parking brake is applied • Compression lap-shoulder belts for the driver and right front passenger, lap belts for all other passengers • Dual braking system with separate brake fluid reservoirs in the master cylinder • Energy-absorbing front seatbelts • Energy absorbing instrument panel and outboard sizers • Energy absorbing steering column and steering wheel • Rate-sensitive front disc brakes • Front seat head restraints • Hazard warning flasher system • Ignition and steering column lock • Inside and outside rearview mirrors • Key-off-in-ignition warning • Luggage door warning light • Safety film windows • Seat belt reminder system • Seatback and screen wagon interior panel vehicle features • Side-back window on folding front seats • Side door beams • Side marker lights and reflectors • Turn signals with lane change feature

**DIMENSIONS, WEIGHT AND CAPACITY**

		Two Door	Four Door	Wagon
<b>Length</b>		170.6"	170.6"	170.0"
<b>Width</b>		68.0"	68.0"	68.0"
<b>Height</b>		52.9"	52.9"	52.7"
<b>Wheelbase</b>		100.3"	100.3"	100.3"
<b>Turning Diameter</b>		35.2'	35.2'	35.2'
<b>Curb Weight (estimated)</b>	Base	2,575 lbs	2,880 lbs	—
	SE	2,780 lbs	2,400 lbs	2,554 lbs
	LE	2,434 lbs	2,466 lbs	2,546 lbs
	IF	—	—	—
<b>Trunk Capacity (Cargo Capacity)</b>	with rear loadback up	—	—	34.0 cu ft
	with rear loadback down	—	—	67.7 cu ft
<b>Passenger Capacity</b>		5	5	5
<b>Fuel Capacity</b>		14 gal	16 gal	18 gal



\*Including Bumper Guards

**GROUPS AND PACKAGES**
**LIGHT PACKAGE (available on all models)**

• Bumper headlamps on warning\* • Ignition switch light with time delay\* • Underhood light\* • Map/mirror light\* • Ash rest/lock light\* • Cigar lighter/light\* • Glow hole light\* • Trunk light\* • Rear door/dome light switcher\*

\*Available in package only. †Available on all models except Delia.

**POPULAR EQUIPMENT DISCOUNT PACKAGE (not available on base models or LE wagon)**

• P175-60R13 steel-belted radial white sidewall tires • LIGHT Package • AM/FM stereo radio, electronically tuned, integral digital clock • Power steering\* • Left outside remote control mirror, back\* • Tinted glass, all windows • Bodyside tape stripe

Note: Radio, mirrors, and tires may be optional.

\*Standard on LE wagon. †Available on LE wagon.

**RELIANT ENGINES AND TRANSEXLES\***

Type	Displacement	Horse & Stroke	Compression Ratio	Horsepower		Torque	Transmission
				5400 RPM	4000 RPM		
2-Cylinder OHC (standard on all models)	2.2 liter (133 CID)	94 hp	9.4:1	110 ft. lb	110 ft. lb	5-speed manual†	4-speed manual† (standard on all models) 2.08 OTCR 3-speed manual† (NA base, optional on other models) 2.20 OTCR 5-speed automatic (optional on all models) 2.70 OTCR (3.02 wagon)
		107 hp	9.5:1	140 ft. lb	140 ft. lb		
4-Cylinder OHC (not available base optional on all other models)	2.6 liter† (156 CID)	121 hp	9.5:1	140 ft. lb	140 ft. lb	5-speed automatic	1.00 OTCR (NA base, optional on all other models)
		136 hp	9.5:1	160 ft. lb	160 ft. lb		


OTCR-Overhead cam gear ratio. †California Emissions Control required on all vehicles registered in California; not available otherwise.

\*Not available with fuel-injection. †Excludes left indicator light. ‡Bucket seats included.

†Belt by Amulet. ††Wagon Corporation. †††Excludes TV and antenna.



## EXTERIOR COLORS




Black Crystal Coat



Gunmetal Blue Pearl Coat\*



Ice Blue Crystal Coat



Nightwatch Blue Crystal Coat\*



Wine Brown Pearl Coat



Cream Crystal Coat



Gold Dust Crystal Coat



Radiant Silver Crystal Coat



Crimson Red Crystal Coat\*



Garnet Red Pearl Coat\*



White Crystal Coat

\*Available at extra cost.  
\*Not available on two-door sedan.

NOTE: DUE TO OCCASIONAL PRINTING IRREGULARITIES THE COLORS SHOWN MAY VARY SLIGHTLY FROM ACTUAL HUES. SEE YOUR DEALER FOR ACCURATE COLOR CHIPS.

Chrysler Corporation is the only major American car company offering Clear Coat finish in all colors on every 1985 model.



### **FIVE-YEAR/50,000-MILE PROTECTION PLAN**

Warranty protection is a matter of confidence. And Chrysler Corporation is so sure of the care and precision that go into each Reliant that they offer the Five-Year/50,000-Mile Protection Plan. It speaks for itself.

Upon expiration of the normal 12-month/12,000-mile new vehicle limited warranty, limited warranty coverage is extended on power train components, including engine, transaxle and axle—plus outer panel rust-through protection—to five years/50,000 miles, whichever comes first. A deductible may be required. Fleet and lease vehicles excluded. See your dealer for details.

### **OPTIONAL 5/50 SERVICE CONTRACT COVERAGE**

Chrysler Service Contracts provide you with additional peace of mind protection for your new vehicle. Coverage starts on the specified components after your vehicle's basic warranty expires and continues for five years or 50,000 miles (whichever occurs first) from the original warranty start date. A deductible applies.

Allowances for car rental and towing are also included. Ask your dealer for details. Buckle up for safety.

### **CONSIDER LEASING FROM THE LEASING PROFESSIONALS**

In these days of tight money and high interest rates more consumers are considering leasing as an alternative to buying. Leasing a new Plymouth Reliant usually eliminates large down payments and often results in lower monthly payments because you're paying only for that portion of the vehicle life under the leasing agreement.

Leasing could be right for you, and the more you learn about it the more likely you are to consider it seriously. If leasing sounds like a sensible solution to your transportation needs, talk it over with us—your leasing professionals.

All product illustrations and specifications are based on authorized information. Although descriptions are believed correct at publication approval, accuracy cannot be guaranteed. Chrysler Corporation reserves the right to make changes from time to time, without notice or obligation, in prices, specifications, colors and materials, and to change or discontinue models. See your dealer for the latest information.

MOPAR parts are engineered by Chrysler Corporation for use in your new Plymouth Reliant. When replacement is necessary, be sure to specify MOPAR parts. Used by professional mechanics all over the world.

Certain models, packages, and options are subject to specific restrictions, requirements or late availability. See your dealer for details.



A PRODUCT OF  
THE CHRYSLER  
CORPORATION

Form No. 81-005-5008  
8/84 (350M)

Litho U.S.A.