




FORD STATION WAGONS




*America's
favorite station wagons...
six for '56!*



Oceans of space in these wonderful Ranch Wagons. With "Stow-away" seat hidden in floor and tail gate down, you have over 8 feet of loadspace — room enough for a boat, or a boatload of gear.

Custom Ranch Wagon

LOVELY TO LOOK AT—is this new 2-door six-passenger "custom" station wagon. It has smart trim inside and out. As in all Ford Station Wagons for '56, you can have the new, mighty Thunderbird Y-8 power, or if you prefer, Ford's new, more powerful I-6.



Interiors with a Bright Future


Whether your Custom Ranch Wagon usually hauls kids or cargo, you'll appreciate the rugged scuff-resistant upholstery (woven plastics and grained vinyls) and colorful, ribbed linoleum flooring in load area. Same choice of gay interior color combinations as in the 6-passenger Country Sedan. Like all 6-passenger Ford "wagons," the back seat "hides" in the floor extending the level loadspace.





Ranch Wagon

CLOSE KIN of the Custom Ranch Wagon, this new smartly contoured all-steel beauty with its Thunderbird styling can't be matched for Sunday calling or Monday hauling at low cost. It's two doors, six passengers big. And, for many folks, this Ford Ranch Wagon is the first choice as a second car.



Fine Strong Chassis

Here's some of the unseen "beauty" in the '56 Ford. Ford's K-bar frame with its *five* supporting cross members is specially strong and twist resistant. Ford's tailored-to-weight springs and Angle-Poised Ball-Joint Suspension make riding smoother, handling easier. King-Size Brakes are double-sealed for more dependable braking in all weather.





Dimensions of the new Parklane are generous in every respect. Interiors are easy to get at, too, because of superior-operating, wide-opening "gates." Dimensions are shown above.


Parklane

MEET THE DISTINGUISHED PARKLANE — the new, ultra-fashionable addition to the Ford station wagon line. A new 2-door beauty, it carries six big passengers in complete luxury. Because of Ford's distinctive, years-ahead, station wagon styling, you enjoy fine-car looped carpeting throughout — even in the load area where carpet is protected by bright metal strips!



Unique Interior Styling, too

You've never seen such luxury in a station wagon before! Bright metal trim on rear seat backs and a beautifully designed "crest" add a note of real distinction to this regal "wagon." Smart woven plastic seat back and cushion inserts are pleated in a unique horizontal pattern tastefully set in color-blended gabardine-grained vinyl. In back, a trim vinyl cover snaps neatly over luggage area at belt line.



With about the same inside dimensions as the new Parklane, you have ample "living" room for six passengers, plenty of loadspace with rear seat folded, tail gate down, lift gate up.

Six-Passenger Country Sedan



HERE'S A DOUBLE-DUTY BEAUTY with 6-passenger room and convenience of *four* doors — most popular of all Ford Station Wagons. And like all '56 Fords, it offers you and your family the protection of Ford's exclusive Lifeguard Design with its many safety-engineered features as described on page 8. Changes from dutiful "hauler" to dressed-up "caller" in seconds.



New Look Interiors à la carte

You have a big choice of two-tone body finishes, as well as stunning single-tones. There are 5 interior color combinations—plastic-and-vinyl red or blue with white, green with light green, or all-vinyl Western Brown or optional pleated red with white. And all of these beautiful materials will take the punishment station wagon interiors usually get — and last.






Country Squire

HERE'S AMERICA'S most distinguished station wagon. The new 8-passenger 4-door Country Squire is traditional in décor, most modern in styling and convenience. Mahogany-grain-finished steel panels framed with wood-grained, glass-fibre moldings add distinction to its long, low-swept design, inspired by the leadership lines of the new Thunderbird.



"Quick-change" Luxury Lounge Interiors

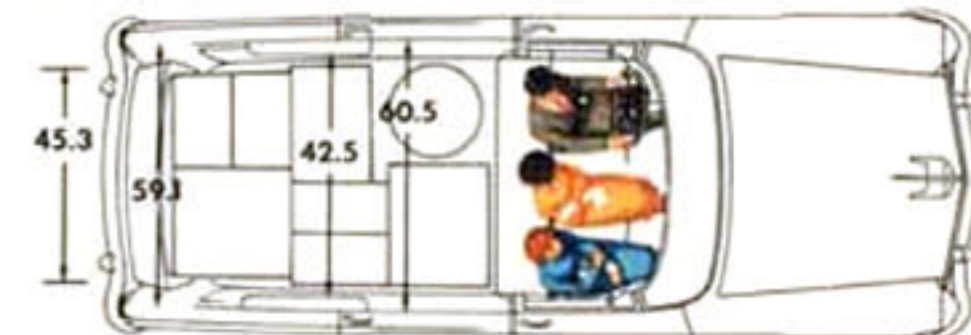

In a matter of minutes, you can make room for all your gear simply by removing the back seat and folding the center seat flush with the floor. Both the Country Squire and its "space twin" the 8-passenger Country Sedan offer you a choice of 3 beautiful, high-style woven plastic-and-vinyl interiors — in green, blue and red — and two all-vinyl interiors — Western Brown; optional pleated red and white.





Eight-Passenger Country Sedan

THIS VERY POPULAR 4-door model like its "room" mate, the Country Squire, offers comfort room galore for eight—load room for all your family gear. Convenient Stowaway center seat is divided— $\frac{1}{3}$ and $\frac{2}{3}$ —the smaller section on the right side and hinged for easy entrance to the rear seat.



Load areas of the two new Ford 8-passenger station wagons are identical. Illustration above shows how much extra loadspace is available with tail gate down, and lift gate up. Ford's "gates" are the easiest to operate of any station wagon.



New Thunderbird Styling . . . All 1956 Ford Station Wagons drew styling inspiration from the long, low, leadership lines of this newest version of the queen of dream cars.

New Thunderbird Y-8 Power

Now you can have the new 202-h.p. Thunderbird Y-8 — the same basic engine for which the Thunderbird is famous — in any new Ford Station Wagon.

America's Finest and Most Complete Line

with Thunderbird Styling . . . Thunderbird Power . . . and exclusive Lifeguard Design

EACH NEW FORD STATION WAGON brings you *Lifeguard Design* — the industry's biggest news in passenger safety! It's the outgrowth of studies by Ford in cooperation with leading universities, medical associations and safety experts into the causes and prevention of crash injuries. For the first time in any car, Ford for '56 provides safeguards designed to protect you in the *three* major areas where most serious car-accident injuries occur. These are: when the driver is thrown against the steering post; when occupants strike hard surfaces inside the car; or are thrown out of the car on impact. You'll find these Lifeguard features pictured and described on this page.


Then for looks! Ford's new Station Wagons are strikingly like the Thunderbird. For the styling of all the

'56 Ford models was inspired by the Thunderbird . . . the "most wanted" dream car on the road.

And they offer you the Thunderbird's performance, too. Now you can have the mighty 202-h.p. Thunderbird Y-8 engine with Fordomatic Drive — or the 200-h.p. Thunderbird with Conventional or Overdrive — in any new Ford Station Wagon you choose. It's quiet, quick-responding power that will give you more pleasure . . . a feeling of greater confidence in all your driving.

1956 Ford Station Wagons provide ample load-carrying convenience with all the comfort and luxury of a fine passenger car.

Indeed, you can pay more, but you can't make a finer station wagon buy than Ford.



New Lifeguard Panel Padding

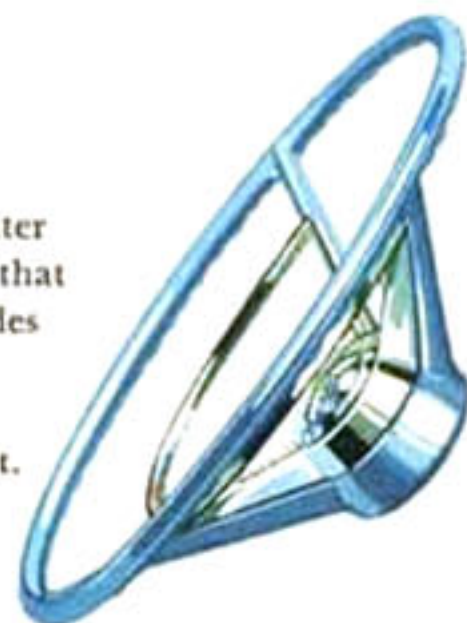
Ford makes available *special* new protective padding for the instrument panel and sun visors to help guard you and your family against a major source of injury in accidents. And, it's color-harmonized to complement any interior you choose.

New Lifeguard Door Latches

New *double-grip* design reduces the possibility of doors springing open on impact . . . gives added protection against occupants being thrown from the car in accidents where injury risk is much greater.

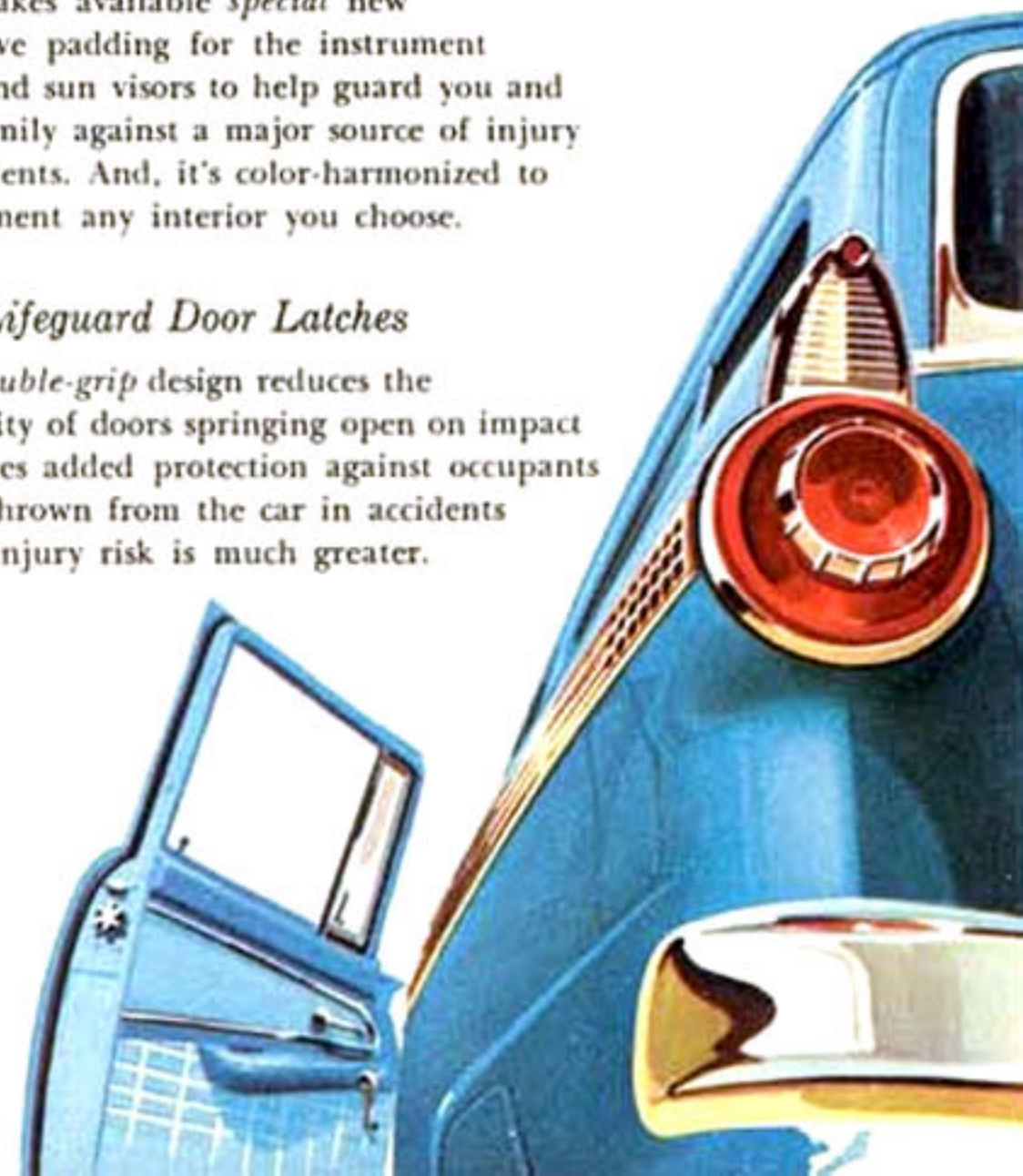
New Lifeguard Steering Wheel

Designed with a deep center and new rim and spokes that flex under impact. Provides added protection for the driver from the steering column in case of accident.



New Ford Seat Belts

Provide new protection and peace of mind. Available for front and Stowaways seats, in a wide choice of harmonizing colors. They add driving comfort, are convenient to use.





Cutaway view of the luxurious new two-door six-passenger Parklane shows that the wide-open spaces are *inside* Ford Station Wagons. This model comes with a smart vinyl cover, which can be snapped neatly over luggage area just below window line.

For long cross-country run . . .
or a quick trip to the cottage

In this Ranch Wagon as in all Ford Station Wagons, tail gate lowers and automatically locks in position, while Stowaway rear seat folds flush with floor making room for 3 and a *boatload* of cargo! Durable, brown ribbed linoleum covers loadspace floor.




NOW! The New Thunderbird Y-8

For '56, you can have the powerful, new Thunderbird Y-8 engine in all Ford Station Wagons. It's the successor to Ford's long-famous V-8's and the same basic engine for which the Thunderbird is famous. Its response is instantaneous—its "go-ability" lets you top hills or pass as never before. Its deep-block, low-friction design makes it smooth and quiet as a whisper—makes it outlive conventional engines.

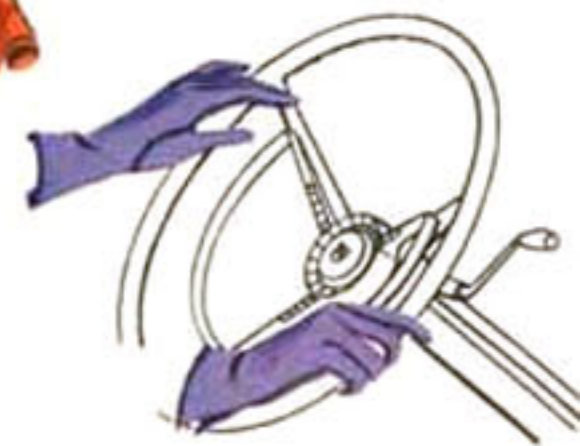
The new 202-h.p. Thunderbird Y-8 engine has a 292 cu. in. displacement—with a compression ratio of 8.4 to 1 with Fordomatic Drive. With Conventional or Overdrive, it has an 8.0 to 1 compression ratio and develops 200 h.p. It features a Double Twin-Jet carburetor with integrated automatic choke . . . dual exhausts . . . turbo wedge combustion chambers . . . Automatic Power Pilot . . . Ford's new 12-volt electrical system. It uses regular gas.

Advanced new 137 h.p. Ford I-6 engine gives the ultimate in six-cylinder performance. This new 223 cu. in. engine also has Ford's new 12-volt electrical system and deep-block, low-friction design. Now with higher 8.0 to 1 compression ratio gives you more "Go" and greater gas economy. It's America's most advanced Six.



SPEED-TRIGGER FORDOMATIC DRIVE

It's the most versatile no-shift driving of any car at any price. For normal starts, set selector at Drive (Dr). You start in intermediate gear—automatically shift to direct drive. For extra-fast speed trigger starts, merely press the accelerator to the toe-board and you flash away in low, shifting automatically to intermediate and then to high.



SPECIFICATIONS

ENGINES: Ford I-6 — 137 h.p.; 225 cu. in. displ.; 3.62" bore x 3.60" stroke; 8.0 to 1 comp. ratio; available in all models, all transmissions. *Thunderbird* Y-8 — 292 cu. in. displ.; 3.75" bore x 3.30" stroke; 4-venturi carburetor, dual exhausts, automatic choke; 200 h.p., 8.0 to 1 comp. ratio with Standard or Overdrive transmission; 202 h.p., 8.4 to 1 comp. ratio with Fordomatic Drive.

ENGINE FEATURES: Short-stroke, low-friction design, deep-block construction; free turning, overhead, intake and exhaust valves; 3-ring, super-fitted aluminum alloy pistons; full-pressure lubrication; 12-volt electrical system; turbo-action 18 mm. spark plugs; 55-amp.-hr. battery; high output 30-amp. generator.

CLUTCH and TRANSMISSION: Semi-centrifugal clutch with suspended pedal. Conventional Drive has 3 forward speeds and 1 reverse. Overdrive has automatic 4th gear that cuts in at about 28 mph., cuts out at about 22 mph.

SPEED-TRIGGER FORDOMATIC: Air-cooled torque converter combined with automatic gear mechanism; automatic "low-gear" starts with selector in "Dr" position; Safety-Sequence Selector with illuminated dial.

FRAMES: 5-cross-member type with K-bar construction. Special 4th and 5th cross members give added strength to support extra loads which these models may carry.

FRONT SUSPENSION: Angle-Poised Ball-Joint design with 3-piece stabilizer, tubular shock absorbers and tailored-to-model coil springs.

REAR SUSPENSION: Variable-rate type with tension-type shackles; diagonally mounted tubular shock absorbers; 7 leaves with friction-control inserts.

REAR AXLES: Hypoid, semi-floating type, with composite type housing. Ratios (to 1): Conventional Drive: 4.09 std., 4.27 opt. Overdrive: 4.27 std. Fordomatic: 3.54 std.

STEERING: Parallelogram-linkage; 25.3 to 1 over-all ratio; 18-in., 3-spoke, Lifeguard steering wheel. Approx. 41' turning diameter. Master-Guide Power Steering optional at extra cost.

BRAKES: Double-seal, King-Size hydraulic; suspended pedal; 11" drum; 191.4 sq. in. lining area. Swift Sure Power Brakes optional at extra cost.

TIRES: 4-ply tubeless; 6.70 x 15 on Ranch Wagon, Custom Ranch Wagon, 6-pass. Country Sedan and Parklane; 7.10 x 15 on 8-pass. Country Sedan and Country Squire.

DIMENSIONS: 115 1/4" wheelbase; 58" front, 56" rear treads. Over-all length, 197.6". Height with design load, 62.2".

BODY COLORS: Following are 10 colors available: Colonial White, Raven Black, Platinum Gray, Buckskin Tan, Fiesta Red, Diamond Blue, Bermuda Blue, Nocturne Blue, Meadowmist Green, Pine Ridge Green. Certain colors are available in single-tone on all models (except the Parklane). Selected combinations of these colors are available in conventional two-tone effects on Ranch Wagons and 6-passenger Country Sedan. Still other selected Style-Tone combinations are available on the Parklane and 8-pass. Country Sedan.

UPHOLSTERY: Available for Ranch Wagon — one woven plastic-and-vinyl combination, and one all-vinyl. For Custom Ranch Wagon — three woven plastic-and-vinyl combinations, and one all-vinyl. For Parklane — three woven plastic-and-vinyl combinations. For 6-Pass. Country Sedan, 8-pass. Country Sedan and Country Squire — three woven plastic-and-vinyl combinations, and two all-vinyl. In every choice, the upholstery and interior trim are in harmonizing colors to complement the interior colors chosen. See your nearby Ford Dealer for full information.

OTHER AVAILABLE EQUIPMENT: Full-flow oil filter, oil bath air cleaner for I-6 engine, Lifeguard instrument panel and sun visor padding, 4-Way Power Seat, Swift Sure Power Brakes, Master-Guide Power Steering, Power-Lift Windows for Country Sedans and Country Squire, I-Rest tinted safety glass, Fordomatic, Overdrive, SelectAire Conditioner for Thunderbird Y-8 engine models only, white sidewall tires, special fuel and vacuum pump unit.

PRICES: All Power Assists and Accessories as well as some of the items illustrated or referred to in this catalog are at extra cost. For the price of the model with the equipment you desire, see your Ford Dealer.

The specifications contained herein were in effect at the time this catalog was approved for printing. The Ford Division of Ford Motor Company reserves the right to discontinue models at any time, or change specifications or design, without notice and without incurring obligation.

Accessories

New SelectAire Conditioner — All-climate air-cooling, ventilating, heating, defrosting, all in one! One lever controls everything. All elements from instrument panel *forward*, no lost trunk or luggage space.

New Electric Clock — Smart, accurate timepiece lets you check time at a glance. Illuminated for night driving. Available for all models.

New MagicAire System — Here's dependable heating, ventilating, and defrosting! You get even heat distribution, complete car ventilation, full windshield defrosting through *four* defroster nozzles.

New Signal-Seek Radio — This 9-tube radio automatically tunes in stations in either direction of the dial. Town button (T) tunes local stations. Country (C) gives broad coverage. Fine 6-tube push-button radio also available.

New Ford Seat Belts — They help keep you and your passengers comfortable, safer in *all* driving. Easy, one-hand adjustment and release.

New Lifeguard Padding — for instrument panel and sun visors — specially designed for greater protection against accident injuries.

New Auto-Wipe Windshield Washer — Each time you press wiper control pedal, windshield is sprayed, wipers operate automatically.

Back-Up Lights • Turn Indicators
Fender Shields • Wheel Covers • Spotlight
Outside Rear View Mirror

*and many other accessories available
from your Ford Dealer*

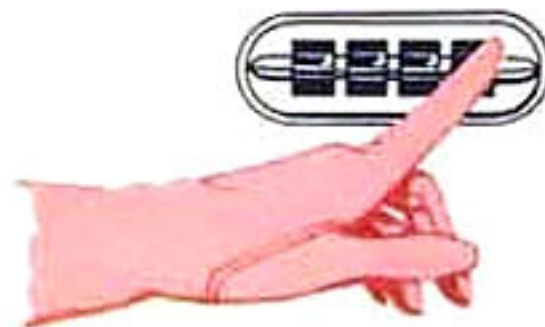
MASTER-GUIDE POWER STEERING

If you want to park with up to 75% less effort . . . yet retain the natural feel of steering when you're on the open road, Ford's Master-Guide Power Steering is for you.



SWIFT SURE POWER BRAKES

It's wonderful how lightly you step on Ford's suspended brake pedal . . . and how easily you stop. It takes up to one third less effort — makes all your traffic driving easier and more relaxing.




POWER-LIFT WINDOWS

Buttons on driver's door operate all 4 windows. Convenient when driving or locking up. Individual window control buttons for passengers, too. Available on Country Sedans and Country Squire.



4-WAY POWER FRONT SEAT

Press one button and your seat moves backward or forward, up or down. You get the exact leg room you want . . . the exact height you choose . . . for safer, more comfortable driving.



FORD STATION WAGONS

