

1985

# Ford Wagons







Donald E. Petersen  
President

Ford Motor Company  
The American Road  
Dearborn, Michigan 48121

Dear New Car Buyer:

Quality is Job 1 at Ford Motor Company. This isn't just a phrase. It's a commitment to total quality.

Total quality begins with the design and engineering of our cars and continues through the life of the product. We plan them with a vision of the customer — of you — sitting behind the wheel of a new car.

Total quality will be apparent to you through functional performance, overall vehicle integrity, the "look and feel" of materials, satisfying aesthetics, safety, serviceability and cost of ownership.

Total quality requires continuous improvement in everything we do. Every employee at Ford Motor Company is involved in the process of meeting your needs and expectations.

I invite you to look over our new 1985 Ford Wagons in your dealer's showroom. Test drive them on the road. When you do, I think you'll understand all that's involved in the total quality concept at Ford Motor Company.

A handwritten signature in cursive script that reads "Donald E. Petersen".

Donald E. Petersen  
President  
Ford Motor Company



# Ford Wagons for 1985

## Wagonmaster versatility

For over fifty years, Ford has maintained its Wagonmaster tradition. In 1929, we introduced the "Woody" Wagon, the first mass-produced station wagon in America. Today, there are four quality-built "people carriers" in our Wagonmaster lineup, one of which will surely be right for your particular needs.

## Contents

|  |       |
|--|-------|
| Quality and Workmanship . . .                        | 4-5   |
| Ford Escort . . . . .                                | 6-7   |
| Ford LTD . . . . .                                   | 8-9   |
| Ford LTD Crown Victoria and Country Squire . . . . . | 10-11 |
| Ford Club Wagon . . . . .                            | 12-13 |
| Notable Standard Features and Measurements . . . . . | 14-15 |
| Safety Features . . . . .                            | 16    |
| Owner Information . . . . .                          | 17    |



**Ford Escort** is a popular, fun-to-drive car that's economical to operate. Escort Wagon combines these attributes with people/cargo versatility.



**Ford LTD Wagon** offers an excellent blend of family utility and comfort, along with responsive handling and a smooth, quiet ride.



**Ford LTD Crown Victoria and Country Squire Wagons** feature full-size luxury and riding comfort as well as Super Luxury acoustical insulation for exceptional quietness.



**Ford Club Wagon** is ideal for personal, business or van pooling needs. It's built Ford tough with power choices and equipment to accommodate big towing chores.

**A word about this catalog:** Some of the equipment shown or described throughout the catalog is available at extra cost.



# Quality and Workmanship

Ford Motor Company is committed to building vehicles that meet the high quality standards expected by those who drive them.

Every aspect of the vehicle's design has a purpose, whether it be aerodynamic efficiency or interior comfort.


Engineering systems — the engine and suspension, for example — are manufactured and assembled under strict quality controls.

The hood, doors, decklid, moldings — everything has stringent fit tolerance: The paint finish is smooth and lustrous.

Behind the quality of every Ford vehicle are the dedicated people who produce it.

**Design and engineering, where quality begins.**

Quality demands that before a vehicle can be built right, it must first be designed and engineered right.





Today, engineers can measure with amazing accuracy how a vehicle responds to actual on-road conditions long before it is built. It's done with simulations of full-scale vehicles and individual components in action on computer screens.


Vehicles can be driven around pylons at various speeds, climb steep grades, run over potholes, just as they would be in real testing at a proving ground. The computer displays in close detail the intricate movements of the suspension and other systems. They're evaluated to high standards of performance, redesigned and retested if necessary.

Even with this advanced technology, however, the art of automotive design and engineering remains in the hands of designers and engineers. The computer is there to assist them.

#### **Withstanding stress. The ultimate test of a vehicle's quality.**

Drivers expect their vehicles to function properly in everyday use. So Ford vehicles are road-tested over hundreds of thousands of miles, are subjected to extreme stress and load conditions over paved and unpaved surfaces, up and down steep grades, through corrosive salt baths. They run the full course of demanding acceleration, cornering and braking maneuvers.


But even before these road tests, Ford engineers put prototype vehicles through numerous laboratory tests. The Electrodynamic Actuator, for example, drives a vehicle continuously under a variety of road and weather conditions. One objective is to eliminate squeaks and rattles caused by bumps and jolts and the effects of hot and cold temperatures.



#### **Computers, robots and lasers in manufacturing and assembly.**

Monitoring engine performance, checking electrical systems for accuracy, helping ensure smooth paint applications for finish quality — these are some of the vital roles that computers play in the assembly of Ford vehicles.

Ford places great importance also on robotics to achieve high quality in fit, finish and function. Robots are programmed to provide consistency and control to an extraordinary degree. They can do the 2,000 welds on a vehicle's body quickly, completely, with the precision the blueprints demand.



The laser, another advanced-technology tool, helps improve quality by providing accurate measurement of everything from engine castings and door margins to nuts and bolts and fasteners.

#### **Special quality steps: Corrosion protection.**

Ford takes tough measures to protect its vehicles against the damaging effects of corrosion. Galvanized steel is used for important underbody and structural parts. Pre-coated steel, featuring corrosion inhibitors, is also used in major body panels. Special treatments are applied to selected areas of the body structure.

#### **Ingenuity and teamwork. The essential ingredients of high quality.**

At Ford, striving for high quality is a team effort. This is nowhere more evident than in the hundreds of recommendations for quality improvements submitted every year by more than 1,100 Employee Involvement (EI) groups in 65 Ford plants across America.

In addition to the EI groups, there are "durability-reliability" teams specially trained to carry out extensive quality control programs before production begins, and "quality" teams whose primary responsibility is quality improvement after production gets under way.



With all the technology and resources at work producing quality products, the people at Ford realize that quality is a never-ending preoccupation. This attitude is essential to Ford's total commitment to quality.



# Ford Escort

## Ride and handling

Escort's smooth, comfortable ride is due in large measure to its suspension system. The fully independent front suspension employs the renowned MacPherson design and includes a front stabilizer bar to assist in controlling body roll in tight turns. The independent rear system helps provide ride qualities typically associated with larger cars.

Another major handling factor is Escort's rack and pinion steering with its precise, low-friction design. Aerodynamics does its part, too. Besides helping deliver excellent fuel economy, the aerodynamic shape also reduces front and rear lift for directional stability and cornering agility by directing airflow through careful fine-tuning of selected design areas. And the front disc/rear drum brakes with split service diagonal braking help bring Escort to a smooth, sure stop.





## Power and efficiency

Escort's 1.6 liter compound valve hemispherical (CVH) engine features combustion chambers with the optimum design for high fuel efficiency and low exhaust emissions. With hemispherically shaped combustion chambers and domed piston crowns, the fuel/air mixture is forced to the center of the combustion chambers, resulting in a more complete burn. The transmission is a 4-speed manual with a fuel-saving overdrive fourth gear.

The LX model is powered by the 1.6 CVH with electronic fuel injection (EFI) and the EEC-IV engine control system, a fourth-generation, state-of-the-art, microprocessor-based engine control system capable of processing thousands of operations per second. EEC-IV adjusts air/fuel mixture and ignition timing for quick cold starts. On the road, it constantly senses what the car is being asked to do, then balances the engine's air/fuel mixture for optimum power, response and efficiency. LX also features a 5-speed manual transaxle.

Other engine choices for L and GL models include the 1.6 liter HO (Higher Output) with 5-speed manual or automatic transaxle, and the 2.0 liter diesel, an advanced "diesel by design" powerplant.

### Escort powerteams

| Engine      | Transaxle    | Final Drive Ratio |           |        |
|-------------|--------------|-------------------|-----------|--------|
|             |              | 49 States         | High Alt. | Calif. |
| 1.6L 2V     | Man. 4-speed | 3.59              | —         | 3.59   |
| 1.6L HO     | Man. 5-speed | 3.73              | 3.73      | 3.73   |
| 1.6L HO     | Automatic    | 3.31              | 3.31      | 3.31   |
| 1.6L EFI*   | Man. 5-speed | 3.73              | 3.73      | 3.73   |
| 1.6L EFI*   | Automatic    | 3.31              | 3.31      | 3.31   |
| 2.0L Diesel | Man. 5-speed | 3.52              | 3.52      | 3.52   |

\*Electronic fuel injection

### Gas mileage

1985 EPA mileage estimates were not available at the time this catalog was approved for printing. As soon as EPA figures are released, your Ford Dealer will be among the first to receive this information and will be happy to pass it along to you.

*Left: Escort LX Wagon shown with optional pivoting front vent windows and automatic transaxle.*



*Escort's optional roof rack lets you put some of your cargo topside for more "people room" inside.*



## The Escort environment

Escort's ergonomically designed interior features a driver-biased instrument panel that's arranged so that controls and instruments are angled toward the driver. There is ample room for four, and the rear seat conveniently folds down when cargo takes precedence. The GL and LX models feature a split dual/fold rear seat. Fold one side down for additional or longer cargo and you still have room for one passenger. And all wagon models provide a full 58.8 cu. ft. of cargo area with the rear seat in the down position.



*Escort's spacious cargo compartment.*



# Ford LTD

## Ride and handling

LTD's suspension and steering systems are designed for responsiveness. The modified MacPherson strut front suspension and 4-bar link coil-spring rear suspension are equipped with gas-filled struts and shock absorbers which contain a low charge of nitrogen to suppress foaming of the hydraulic fluid due to rapid bumps or similar agitation. This means the ride is

smooth under normal circumstances yet firm enough for rough conditions.

The convenience of power is added to LTD's rack and pinion steering, a precise system that contributes to ease of handling. LTD's aerodynamic shape, in addition to effecting a low drag coefficient, reduces front and rear lift for directional stability and cornering agility by directing airflow through careful fine-tuning of selected design areas. It also helps reduce wind noise.





### Power and efficiency

LTD Wagon's standard engine is the fuel-injected 3.8 liter V-6. Electronic fuel injection (EFI) eliminates the conventional carburetor and replaces it with two centrally located injectors which send a high-pressure charge of fuel and air to the cylinders. The result is improved overall engine operation.

The system is supervised by EEC-IV, a fourth-generation, state-of-the-art, microprocessor-based engine control system capable of processing thousands of operations per second. EEC-IV adjusts air/fuel mixture and ignition timing for quick cold starts. On the road, it constantly senses what the car is being asked to do, then balances the engine's air/fuel mixture and timing for optimum power, response and efficiency. The transmission is the SelectShift automatic.

#### LTD powerteam

| Engine   | Transmission          | Final Drive Ratio |           |        |
|----------|-----------------------|-------------------|-----------|--------|
|          |                       | 49 States         | High Alt. | Calif. |
| 3.8L V-6 | SelectShift Automatic | 2.73              | 2.73      | 2.73   |

#### Gas mileage

1985 EPA mileage estimates were not available at the time this catalog was approved for printing. As soon as EPA figures are released, your Ford Dealer will be among the first to receive this information and will be happy to pass it along to you.

### The LTD environment

LTD Wagon provides seating for five with standard reclining split bench seats (seating for six is available at no extra cost



Left: LTD Wagon shown with optional rear window defroster, illuminated entry system, luggage rack, dual electric remote-control mirrors, pivoting front vent windows, bumper rub strips and styled road wheels.




with the non-reclining flight bench seat option). And there's a full 75.4-cubic-foot cargo volume index when the rear seat is folded down. That's unsurpassed by any American-built wagon in its class. Valuable items can be kept in a separate, lockable side storage compartment where they're securely out of sight. The cargo area is carpeted and lighted and, up front, a "liftgate ajar" warning light signals the driver if the liftgate isn't firmly closed.

Valuables can be locked out of sight in a special side storage compartment.



### The Squire Option

With the Squire Option, woodtone side and liftgate trim is surrounded by contrasting rails for a classic wagon look.



The two-way liftgate option is a practical, convenient wagon addition.

For use in cramped quarters, the optional two-way liftgate is especially handy. By opening the liftgate window, small packages may be loaded or unloaded through it. The entire liftgate need be raised only for bulky cargo, a Ford Wagon innovation.



# Ford LTD Crown Victoria and Country Squire

## Ride and handling

LTD Crown Victoria and Country Squire Wagons have frame and suspension systems that were engineered to provide a smooth and quiet ride over a variety of road surfaces. The suspension incorporates gas-filled shock absorbers which contain a low charge of nitrogen to suppress foaming of the hydraulic fluid due to rapid bumps or similar agitation. This provides a ride that is smooth under normal circumstances yet firm enough for rough conditions.

Rubber bushings are also used in the suspension system to isolate the passenger compartment from vibration and harshness. The 114-in. wheelbase and standard P-metric steel-belted radial tires also make a significant contribution to the smooth, quiet ride.

For 1985, an automatic load-leveling suspension is optional.\* It helps maintain a level vehicle attitude when the car is carrying its maximum load. Vacationers especially will appreciate this feature.





## Power and efficiency

The standard 5.0 liter V-8 engine in LTD Crown Victoria and Country Squire Wagons is electronically fuel injected. EFI offers improved overall engine operation, making it smooth running and easy to start in hot and cold temperatures.

The EFI system is supervised by EEC-IV, a fourth-generation, state-of-the-art, microprocessor-based engine control system capable of processing thousands of operations per second. EEC-IV adjusts air/fuel mixture and ignition timing for quick cold starts. On the road, it constantly senses what the car is being asked to do, then balances the engine's air/fuel mixture and timing for optimum power, response and efficiency.

The combination of V-8 performance and body-on-frame construction provides a towing weight capability of up to 5,000 pounds with the optional Heavy-Duty Trailer Towing Package.

Also standard is the Automatic Overdrive transmission (AOD), a Ford innovation. This transmission automatically shifts into an overdrive fourth gear when the vehicle exceeds 45 mph and the driver eases up on the accelerator pedal. In overdrive fourth, engine speed is reduced by one-third. The result is improved highway fuel economy and less engine wear.

### LTD Crown Victoria/Country Squire powerteam

| Engine       | Transmission        | Final Drive Ratio |           |        |
|--------------|---------------------|-------------------|-----------|--------|
|              |                     | 49 States         | High Alt. | Calif. |
| 5.0L EFI V-8 | Automatic Overdrive | 3.08              | 3.55      | 3.08   |


### Gas mileage

1985 EPA mileage estimates were not available at the time this catalog was approved for printing. As soon as EPA figures are released, your Ford Dealer will be among the first to receive this information and will be happy to pass it along to you.



The 3-way doorgate opens like a door with the window up or down, or lowers like a conventional tailgate.

Left: Country Squire Wagon shown with optional pivoting front vent windows, rear window defroster, cornering lamps, illuminated entry system, right-hand remote-control convex mirror, luggage rack, vinyl insert bodyside moldings, rocker panel moldings, bumper rub strips and power radio antenna.



## The LTD Crown Victoria environment

Super Luxury acoustical insulation creates the quiet riding environment demanded in a full-size, six-passenger American car. Few cars built anywhere in the world are as spacious. Add the optional dual facing rear seats and capacity increases from six to eight.

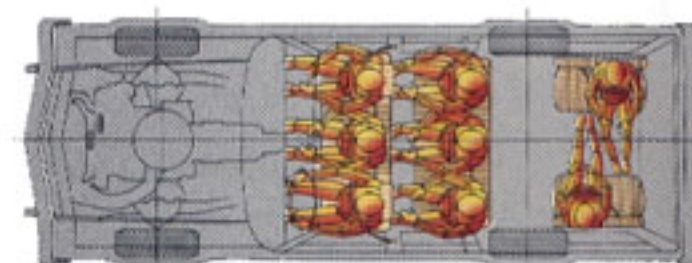


LTD Crown Victoria Wagons can tow trailers weighing up to 5,000 pounds when properly equipped.

With the rear seat folded down, there's an 89.5 cu. ft. cargo volume index. There's 9.9 cu. ft. more (5.7 cu. ft. with optional dual facing rear seats) in a lockable compartment beneath the load floor, plus an additional 2 cu. ft. in a lockable side storage compartment. And all LTD Crown Victoria Wagons feature the 3-way doorgate with power window, a Ford innovation. It opens like a door with the window up or down, or lowers like a conventional tailgate.

\*See your Ford dealer for availability.

For comfort, there's a wide variety of trim fabrics to choose from, including DuraWeave vinyl, a Ford exclusive. It looks, feels and breathes like cloth, yet cleans and wears like vinyl.



With the dual facing rear seats option, LTD Crown Victoria Wagon seats up to eight.



# Ford Club Wagon

## **Ride and handling**

Club Wagon features body-on-frame construction and Ford's innovative Twin-I-Beam independent front suspension. This system is designed for ruggedness and riding comfort. Each wheel has its own axle and big coil spring to handle bumps and jolts individually, cushioning the ride.

Standard power steering features a rotary-design control valve steering gear that regulates the amount of fluid pressure depending on the degree of power assist required. There is smooth hydraulic power steering ease at all times. And Club Wagons have power brakes as standard equipment for quick stopping action with reduced braking effort.

## **Power and efficiency**

Ford Club Wagon has a power choice that's right for what the application





demands. The standard 4.9 liter I-6 is the largest 6-cylinder truck engine in the industry. Club Wagon has the biggest V-8, too, with the 7.5 liter V-8 engine option. And, not surprisingly, the most powerful diesel powerplant available in passenger vans is Club Wagon's optional 6.9 liter diesel engine — with more horsepower than its competition.

Other choices include the 5.0 liter and husky 5.8 liter V-8 engines. Club Wagon's standard E-150 transmission is a 4-speed manual with overdrive for excellent highway fuel economy. Also available are optional SelectShift automatic and Automatic Overdrive transmission (E-150) choices. AOD automatically shifts into an overdrive fourth gear when the vehicle exceeds 45 mph and the driver eases up on the accelerator pedal. In overdrive fourth, engine speed is reduced by one-third. The result is improved highway fuel economy and less engine wear.

#### Club Wagon powerteams

| Engines         | Transmission   | E-150            | E-250/350           |
|-----------------|--|------------------|---------------------|
| 4.9L I-6        | 4-speed man. OD<br>SelectShift auto.<br>Automatic OD | Std<br>NA<br>Opt | NA<br>Std (2)<br>NA |
| 5.0L V-8        | Automatic OD   | Opt              | NA                  |
| 5.8L 2V V-8     | SelectShift auto.                                    | Opt (1)          | Opt (2)(3)          |
| 5.8L HO 4V V-8  | SelectShift auto.                                    | Opt (2)          | Opt (2)(3)          |
| 7.5L V-8        | SelectShift auto.                                    | NA               | Opt (4)             |
| 6.9L Diesel V-8 | SelectShift auto.                                    | NA               | Opt                 |

OD — Overdrive (1) Available only in California (2) Not available in California (3) 5.8L 2V to be replaced by 5.8L 4V when it becomes available in December, 1984. (4) Minimum required in California.

#### Gas mileage

1985 EPA mileage estimates were not available at the time this catalog was approved for printing. As soon as EPA figures are released, your Ford Dealer will be among the first to receive this information and will be happy to pass it along to you.



For the ultimate in seating comfort, choose optional quad Captain's Chairs that recline and swivel.

Left: Club Wagon XLT shown with optional Deluxe Two-Tone paint, chrome rear step bumper and sport wheel covers.



Two body styles are available on the 138-inch wheelbase: regular wagon and Super Wagon, which provides 20 more inches of inside length. With standard front bucket seats and rear bench seat, Club Wagon seats five — just right for the average-sized family. From five-passenger seating,



Equipped with the optional 7.5 liter V-8, Club Wagon has a GCWR of 18,500 lbs. for big towing chores.

#### The Club Wagon environment

Club Wagon is a versatile, well-designed vehicle for moving people and cargo. Over a foot of clearance between the engine cover and each front seat means convenient walk-through access to the rear. All 3-passenger bench seats have a "quick release" feature for easy removal when more cargo space is needed. "Out front" design puts 28 service items within easy reach under the minihood and makes getting in and out of the vehicle easy. And there's a choice of sliding or hinged side door at no extra cost.

Club Wagon can move up in capacity to 8 or 12 in the regular wagon, and to 15 in the Super Wagon. For van pooling, Club Wagon is unsurpassed in space and seating.

For 1985, the standard Club Wagon is the fully trimmed XLT, with a high level of standard features. The more luxurious XLT model, with its dual Captain's Chairs and extra-convenience features, is offered as well.



### For more information...

The standard features presented here are highlights only. For more extensive information on the vehicle of interest to you, consult the Escort, LTD, LTD Crown Victoria or Club Wagon individual catalogs.



### Ford Escort L

#### Engineering

- Front-wheel drive
- Four-wheel independent suspension with MacPherson front system and stabilizer bar, rear parallel bar axles with coil springs
- 1.6 liter CVH engine (1)
- 4-speed manual transaxle with overdrive fourth gear
- Maintenance-free battery
- Rack and pinion steering
- Split diagonal brake system
- Front disc brakes
- P165/80R13 BSW all-season steel-belted radials
- 13-gallon fuel tank

(1) 1.6 liter HO engine and 5-speed manual transaxle standard in high altitude areas.



### Ford LTD

#### Engineering

- 3.8 liter EFI V-6 engine with SelectShift automatic transmission and EEC-IV electronic engine controls
- Power front disc/rear drum brakes
- Power rack and pinion steering
- Modified MacPherson strut front suspension with front stabilizer bar and gas-filled struts
- Four-bar link coil spring rear suspension with gas-filled shock absorbers
- Maintenance-free battery
- Electronic voltage regulator
- All-season P195/75R14 steel-belted radial tires
- Extensive sound insulation
- "Liftgate Open" warning light



### Ford LTD Crown Victoria and Country Squire

#### Engineering

- 5.0 liter (302 CID) EFI V-8 engine
- EEC-IV electronic engine controls
- Automatic Overdrive transmission
- Power steering
- Power front disc/rear drum brakes
- Full coil spring suspension system with gas-filled shock absorbers
- P215/75R14 WSW steel-belted radial tires
- Concealed windshield wipers with fluidic washer system
- Tiltaway door hinges
- Super luxury sound insulation



### Ford Club Wagon XL

#### Engineering

- 4.9 liter I-6 engine
- EEC-IV electronic engine controls (E-150 with 4.9L, 5.0L or 5.8L 2V engines)
- 4-speed manual overdrive transmission (E-150)
- Twin-I-Beam independent front suspension
- Radial tires (P-metric E-150; LT-metric E-250/350)

#### Exterior

- Rectangular halogen headlamps
- Bright front and rear bumpers
- Bright moldings on windshield and all other windows
- White steel wheels
- Bright low-mount western swingaway



### Exterior

□ Halogen headlamps □ Bright bumpers, front and rear □ Black bumper end caps, front and rear □ Left-hand rearview mirror □ Semi-styled steel wheels

### Interior

□ High-back reclining bucket seats with cloth seating surfaces □ Dual/fold down rear seat □ Color-keyed deluxe belts with comfort regulators □ Removable tonneau cover □ Power ventilation system □ Tailgate "ajar" warning light □ Side window demisters

### Notable Escort GL features (in addition to or in place of those at left):

□ Front air dam □ Full styled steel wheels □ Low-back reclining bucket seats with cloth seating surfaces □ Upgraded door trim panels □ Split dual/fold-down rear seat □ Fold-down front center armrest □ Visor mirrors with covers

### Notable Escort LX features (in addition to or in place of those at left):

□ 1.6 liter EFI engine □ 5-Speed manual trans-axle □ TR touring suspension □ TR-type styled steel wheels □ Flared tailpipe extension □ Console with graphic display warning mod-

ule □ Digital clock with overhead console, courtesy and map lights □ Instrumentation group

### Measurements

|                           |           |
|---------------------------|-----------|
| Wheelbase                 | 94.2"     |
| Length                    | 165.0"    |
| Height                    | 53.3"     |
| Width                     | 65.9"     |
| Front Tread               | 54.7"     |
| Rear Tread                | 56.0"     |
| Cargo Capacity (cu. ft.)* | 27.8/58.8 |
| Curb Weight** (lb.)       | 2,166     |
| Passengers                | 4         |

\*First figure rear seat up. Second figure rear seat down.  
\*\*Escort L Wagon with 4-speed manual transaxle. Other models vary slightly.

### Exterior

□ Quad rectangular halogen headlamps □ Front bumper guards □ Vinyl-clad bodyside moldings (black with argent stripe) except with Squire option □ Dual accent paint stripes, bodyside and hood (hood only with Squire option) □ Bright moldings: windshield, rear window, window frames, drip rails, belts □ Left-hand remote-control mirror □ Deluxe wheel covers

### Interior

□ Split bench seats with recliners □ Cloth seating surfaces □ Cloth-covered headlining and sun visors □ Right-hand visor mirror (non-lighted) □ Padded vinyl door trim panels with integrated front door storage bins and carpeted lower sections □ Color-keyed 10-ounce cut-pile carpeting □ Trip odometer □ AM radio with dual front speakers (may be deleted for credit) □ Rear door courtesy lamp switches □ Fold-down rear seat with carpeting on seat back □ Carpeted cargo area □ Lockable storage compartment in left quarter trim panel □ Cargo area light

### Measurements

|                           |        |
|---------------------------|--------|
| Wheelbase                 | 105.6" |
| Length                    | 196.5" |
| Height                    | 53.8"  |
| Width                     | 71.0"  |
| Front Tread               | 56.6"  |
| Rear Tread                | 57.0"  |
| Cargo Capacity (cu. ft.)* | 75.4*  |
| Fuel Capacity (gal.)      | 15.3   |
| Curb Weight (lb.)         | 3,017  |
| Passengers                | 5**    |

\*41.6 cu. ft. with rear seat up.  
\*\*Six passengers with optional flight bench front seat.

### Exterior

□ Quad rectangular halogen headlamps □ Left-hand remote-control mirror □ Vinyl insert bodyside moldings, bright wheel lip moldings, rocker panel moldings (Crown Victoria only) □ Hood and bodyside accent stripes (hood only with Country Squire) □ 3-way doorgate with power window □ Woodtone bodyside and doorgate paneling (Country Squire only)

### Interior

□ Flight bench front seat with dual recliners and fold-down center armrest □ All-vinyl

upholstery □ Deluxe door trim with carpeted lower sections □ Color-keyed deluxe belts with comfort regulator feature □ Seat belt reminder chime □ 16-ounce cut-pile carpeting □ AM/FM stereo radio with four speakers (may be deleted for credit) □ Quartz electric clock □ 4-spoke luxury steering wheel with hub-mounted horn □ Courtesy lights in glove box, front ashtray and cargo area □ Removable color-keyed load floor carpet □ Lockable storage compartments in load floor, left rear side panel

### Measurements

|                       |        |
|-----------------------|--------|
| Wheelbase             | 114.3" |
| Length                | 215.0" |
| Height                | 56.8"  |
| Width                 | 79.3"  |
| Front Tread           | 62.2"  |
| Rear Tread            | 62.0"  |
| Cargo Space (cu. ft.) | 89.5*  |
| Fuel Capacity (gal.)  | 18.5   |
| Curb Weight (lb.)     | 3,904  |
| Passenger Capacity    | 6**    |

\*Plus 9.9 cu. ft. in a lockable storage compartment beneath the load floor (5.7 cu. ft. with dual facing rear seats, 7.7 cu. ft. with cushions removed) and 2.0 cu. ft. in a lockable side storage compartment (except with automatic load-leveling suspension).  
\*\*Eight with optional dual facing rear seats.

mirrors □ Choice of hinged or sliding side cargo door

### Interior

□ Dual bucket seats with 3-passenger rear bench □ Premium vinyl seat trim □ Courtesy light switches, all doors □ Color-keyed front door trim panels (with map pocket) and side/rear trim panels with leather-tone inserts □ Color-keyed instrument panel with leather-tone applique □ AM radio (may be deleted for credit) □ Interval windshield wipers □ Pivoting front vent windows □ Engine temperature, ammeter and oil pressure gauges □ White hardboard headliner with insulation

### Notable XLT features (in addition to those at left):

□ Chrome grille and grille surround □ Lower bodyside accent paint □ Lower bodyside moldings □ Deluxe wheel covers □ Color-keyed cloth headliner and sun visors □ Cloth and vinyl seat trim □ Dual reclining Captain's Chairs □ Electronic digital clock □ Dual beam dome/map light and under-hood light

### Measurements

| Series                              | Wheelbase (in.) | Overall Length (in.) | Maximum Height (in.) | Cargo Length (in.) (seat to rear door, benches removed) |
|-------------------------------------|-----------------|----------------------|----------------------|---|
| E-150 (5-8 passenger)               | 138             | 206.8                | 80.8                 | 113"  |
| E-250 (11-12 passenger)             | 138             | 206.8                | 82.9                 | 113"  |
| E-350 Super Wagon (12-15 passenger) | 138             | 226.8                | 84.1                 | 133"  |



Have you driven  
a Ford...lately?



FORD WAGONS

